



HEATING & COOLING  
SOLUTIONS



# COMFORT BY DESIGN

All air conditioners claim to offer you comfort. At Daikin we aim to offer you more, with something we call 'Comfort by design'. This relates to our passion for designing and engineering smart technologies to ensure your comfort levels are maximised.

Our commitment to your comfort is demonstrated in our global focus on research and development, and the establishment of our own world-class Australasian manufacturing facility.

Daikin's recognised as an expert in air conditioning. In fact, we are the only company in the world to make both air conditioners and refrigerants which enables us to provide products that are world leading in performance, quality and reliability.

Daikin's extensive product range can be found in homes, offices, hotels and shops across around the world.



Here are just some of our recent smart technologies:

## NEW ZEALAND'S MOST ENERGY EFFICIENT HEAT PUMP

Daikin's US7 (FTXZ25) now boasts an impressive 7 star efficiency.

## R32 REFRIGERANT INTEGRATION

Our range of heat pumps, US7, Zena, & P-Series, have been designed to take advantage of the efficiency & performance of R32 refrigerant.

## SMARTPHONE CONTROL

For added convenience, we've created an app to give you climate control at your fingertips.

## THE SENSITIVE CHOICE

Daikin's advanced air purifying filtration system was rewarded by The National Asthma Council making it the only heat pump to be authorised to use the Sensitive Choice symbol.

# CONTENTS

DAIKIN TECHNOLOGY	P4
US7	P6
ZENA	P8
P SERIES	P10
NEXURA	P12
FLOOR STANDING L-SERIES	P14
D MOBILE APP	P15
MULTI SPLIT SERIES	P16
VRV IV-S SERIES	P18
WHY CHOOSE A DAIKIN DEALER?	P20
SENSITIVE CHOICE / AIR PURIFIERS	P21
ENERGY STAR RATING	P22
PRODUCT SPECIFICATIONS	P23
FEATURES CHECKLIST	P27



# DAIKIN TECHNOLOGY



## DELIVERING COMFORT AND ENERGY EFFICIENCY FOR YOUR HOME

For over 90 years, Daikin has invested heavily in Research and Development to deliver more effective climate control for you and your family. Daikin technologies help make Daikin air conditioners energy efficient, powerful, durable and easy to use.



## COMFORT REINVENTED

### ALL NEW R32 REFRIGERANT

With a lower global warming potential and a higher refrigeration potential than conventional refrigerants such as R410a, R32 systems can deliver more efficient heating and cooling with less risk of harm to the environment.

Our new Heat pumps including the US7, Zena and the P-Series have been designed for superior performance and energy efficiency using the new R32 refrigerant.

### DAIKIN'S TECHNOLOGY

Advanced technologies are included in Daikin's outdoor machine to deliver superior comfort whilst keeping operational costs down. These include Daikin's unique Swing Compressor, Reluctance DC Motor as well our Inverter technology.

#### RELUCTANCE DC MOTORS -

Daikin's Reluctance DC motor utilizes powerful neodymium magnets that are 10 times stronger than conventional ferrite magnets. By maximizing

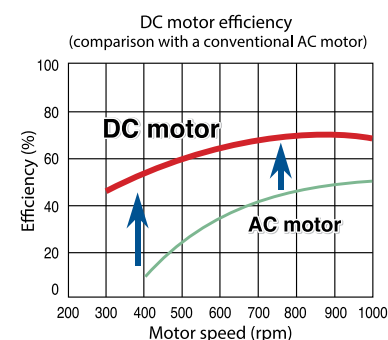


FERRITE MAGNET

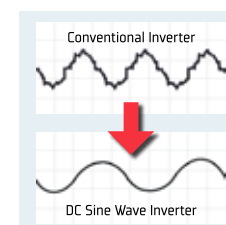
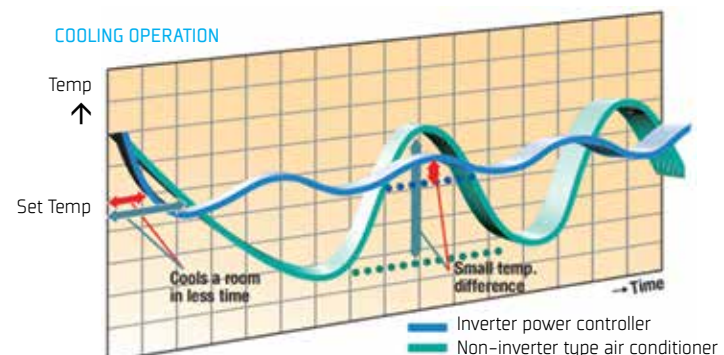


NEODYMIUM MAGNET

torque, Daikin's Reluctance DC motor can boost efficiency by up to 40% more than conventional motors, particularly at lower rotational speeds where most air conditioners operate.



**INVERTER TECHNOLOGY** - An inverter system works like the accelerator of a car, gently increasing or decreasing power. They reach the desired temperature quicker and steadily maintain it without fluctuations. That means uninterrupted comfort and significant savings on running costs.



To further enhance the inverter technology, Daikin's outdoor units now feature DC Sine Wave Inverter Technology, for smoother motor rotation, resulting in both lower operating noise levels and improved energy efficiency.

**SWING COMPRESSOR** - In contrast to a rotary compressor, the smooth operation of Daikin's patented swing compressor reduces frictional losses, improving both the efficiency of the compression process and overall system reliability. Swing compressors also suppress vibration, resulting in a more durable, more efficient and quieter compressor.



### NEO AERO SPIRAL

Daikin used air flow analysis techniques developed by NASA to design the Neo Aero Spiral Fan. Unique to Daikin, the Neo Aero Spiral Fan blade tips are shaped to reduce air turbulence across the surface of the fan, for quieter, more efficient operation.




### SUPER AERO GRILLES

Daikin's Super Aero Grilles have also been designed for high air flow volume. Aero grilles not only look good, but help make your air conditioner efficient and reduce operating noise levels.

### HYPER SAW EDGE FAN

Developed to further enhance the efficiency of Daikin's saw edge fan blades, the addition of dimples at the rear of the blade smooths air flow over the blade surface, reducing turbulence which in turn results in a quieter, more efficient means of delivering comfort to your home.



### PREDICTED MEAN VOTE (PMV) CONTROL

In automatic mode, Predicted Mean Vote control measures indoor and outdoor temperatures to calculate the ideal room temperature. As conditions change throughout the day, PMV Control gently adjusts your room temperature, maintaining an optimum balance between efficiency and comfort.

Note: Not all features are available on all models



# US7



## AS SMART AS IT IS STYLISH

'US7' is an abbreviation of its original product name in Japan, Ururu Sarara 7. The English translation of 'Ururu Sarara' refers both to the humidification and dehumidification functions that distinguish this Heat pump from every other. Packed with advanced technology that you'd expect from a Daikin, it's New Zealand's most energy efficient heat pump.



### OTHER ADVANCED FEATURES

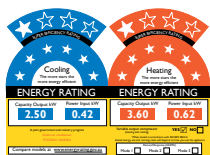
**AUTOMATIC SELF CLEANING FILTER** – An internal brush automatically removes dust from US7's air filter, helping to maintain stable airflow and reducing power consumption.

**2-AREA INTELLIGENT EYE** – The 2-area intelligent eye sensor controls comfort in two ways. If the room is empty for 20 minutes, it automatically starts saving energy. As soon as someone enters, it immediately returns to the original setting. The intelligent eye can also direct airflow to you for powerful heating and cooling or away from you for draft-free comfort.

**SMARTPHONE CONTROL ADAPTOR** – Optional external Wi-Fi adaptor (BRP072A42) can be purchased. Wi-Fi connection lets you set and even schedule the temperature from anywhere using the D-Mobile app via Android and Apple systems. So you can manage the unit when away from home, offering optimal climate control while saving energy.

## 7 REASONS TO CHOOSE THE US7

**1. NEW ZEALAND'S MOST ENERGY EFFICIENT HEAT PUMP** – US7 is the first Heat pump in New Zealand to be awarded a 7-star 'Super Efficiency' rating\*.



**2. R32 REFRIGERANT** – R32 is the next generation in refrigerants that enables increased energy efficiency and has a substantially lower 'Global Warming Potential Factor' than refrigerant R410A, providing less risk of harm to the environment.

**3. POWERFUL DEHUMIDIFICATION CONTROL** – Advanced dehumidification technology cleverly reduces humidity for increased comfort without changing room temperature.

**4. ADVANCED HUMIDIFICATION** – Excessively dry air can cause dry skin and a sore throat. Our advanced humidification unit draws moisture from outdoor air to make you feel warmer and more comfy.




**5. NATURAL BREEZE AIRFLOW** – By randomly varying airflow and direction, the US7 simulates the sensation of a natural breeze for improved comfort.

**6. COANDA AIRFLOW TECHNOLOGY** – For greater temperature distribution, the advanced louvre design creates what is known as the Coanda Effect, streaming air upwards along the ceiling for a longer reach of up to 12 metres.

**7. ADVANCED TWO-STAGE FILTRATION** – The outdoor unit removes carbon monoxide, exhaust gasses and bad odours via a thermal catalyst. The indoor unit's flash streamer technology removes mould, formaldehyde and other allergens from the air.

## BASIC SPECIFICATIONS

INDOOR UNIT		FTXZ25NV1B	FTXZ35NV1B	FTXZ50NV1B
OUTDOOR UNIT		RXZ25NV1B	RXZ35NV1B	RXZ50NV1B
Rated Capacity	Cool [kW]	2.5	3.5	5.0
	Heat [kW]	3.6	5.0	6.3
Capacity Range	Cool [kW]	0.6–3.9	0.6–5.3	0.6–5.8
	Heat [kW]	0.6–7.5	0.6–9.0	0.6–9.4
Energy Label/Star Ratings	Cool	7	5.5	3.5
	Heat	7	5.5	4.5
A.E.E.R/A.C.O.P	Cool/Heat	5.90/5.77	5.12/5.03	4.23/4.59
Dimensions (HxWxD)	Indoor [mm]	295x798x372	295x798x372	295x798x372
	Outdoor [mm]	693x795x300	693x795x300	693x795x300
EECA Energy Star Compliant			✓	✓

Full product specifications – page 22  
Please refer to notes on page 27



\*2.5kW model, as at 22/10/14 – visit [www.energyrating.gov.au](http://www.energyrating.gov.au) for details

# ZENA



## DESIGNED TO IMPRESS

While Zena's advanced features stand out, its stylish and elegant design seamlessly integrates into the modern home. Engineered in Europe with the latest technology including Wi-Fi connection for smartphone control, Zena is available in silver finish or a pure matte white finish.



## OTHER ADVANCED FEATURES

Wi-Fi connection lets you set and forget. So you can manage the unit via the D-Mobile app when away from home, offering optimal temperature control while saving energy.

Other features include standby power function, econo mode, 24 hour on/off timer and weekly timer that allows you to schedule 4 settings (on and off times and desired temperature) per day for each day of the week.

## THE MAIN ATTRACTIONS

**R32 REFRIGERANT** – R32 is the next generation in refrigerants that enables increased energy efficiency and has a substantially lower 'Global Warming Potential Factor' than refrigerant R410A, providing less risk of harm to the environment.

**FRESH AIR** – A sophisticated titanium apatite photocatalytic deodorizing air purification filter traps even microscopic airborne dust particles, absorbs bacteria and viruses, and even breaks down odours.

**3D AIRFLOW** – 3D Airflow combines vertical and horizontal auto-swing to circulate air for comfort wherever you are in the room.

**PROGRAM DRY FUNCTION** – Besides reducing humidity, this function automatically controls temperature and airflow rate and will cleverly switch into cooling mode if the room temperature rises too much.

**INVERTER POWERFUL OPERATION** – Push the POWERFUL button on the remote control and you'll be relieved with a cooling or heating boost for a 20-minute period, even if the unit's already operating at high capacity.



**COMFORT MODE** – When cooling, the advanced louvre design positions itself horizontally to prevent cold airflow from being blown directly onto the body. When heating, the louvre turns vertically downwards to drive warm air to the bottom of the room.

**2-AREA INTELLIGENT EYE** – The 2-area intelligent eye sensor controls comfort in two ways. If the room's empty for 20 minutes, it starts saving energy. When someone enters the room, it immediately returns to the original setting. It can also direct airflow to you for powerful heating and cooling or away from you for draft-free comfort.

## BASIC SPECIFICATIONS

INDOOR UNIT		FTXJ25PVMAW	FTXJ35PVMAW	FTXJ50PVMAW	FTXJ25PVMAS	FTXJ35PVMAS	FTXJ50PVMAS
OUTDOOR UNIT		RXJ25PVMA	RXJ35PVMA	RXJ50PVMA	RXJ25PVMA	RXJ35PVMA	RXJ50PVMA
Rated Capacity	Cool [kW]	2.5	3.5	5.0	2.5	3.5	5.0
	Heat [kW]	3.2	4.0	5.8	3.2	4.0	5.8
Capacity Range	Cool [kW]	0.9-3.3	0.9-4.1	1.4-5.5	0.9-3.3	0.9-4.1	1.4-5.5
	Heat [kW]	0.9-4.7	0.9-5.1	1.1-7.0	0.9-4.7	0.9-5.1	1.1-7.0
Energy Label/Star Ratings	Cool	4.5	3	2	4.5	3	2
	Heat	4.5	3.5	2.5	4.5	3.5	2.5
A.E.E.R/A.C.O.P	Cool/Heat	4.56/4.52	3.77/4.01	3.38/3.63	4.56/4.52	3.77/4.01	3.38/3.63
Dimensions [HxWxD]	Indoor [mm]	303x998x212	303x998x212	303x998x212	303x998x212	303x998x212	303x998x212
	Outdoor [mm]	550x765x285	550x765x285	735x825x300	550x765x285	550x765x285	735x825x300

Full product specifications – page 23

Please refer to notes on page 27

White Indoor Units

Silver Indoor Units






# P-SERIES

## STYLED TO PERFORM


The P-Series was engineered for the modern home, with a sleek design that blends in and a brilliant performance that stands out. Created with smooth curves and high quality matte crystal white finish, it integrates perfectly with contemporary bedrooms and living areas. Not to mention its whisper quiet operation, high seasonal efficiency and superior comfort levels. The new wall mounted P-Series is the perfect solution for heating or cooling your home, creating a family sanctuary all year round.



## OTHER ADVANCED FEATURES

Other features include standby power function, econo mode, 24 hour on/off timer and weekly timer that allows you to schedule 4 settings (on and off times and desired temperature) per day for each day of the week.

**SMARTPHONE CONTROL ADAPTOR**  
Optional external Wi-Fi adaptor (BRP072A42) can be purchased. Wi-Fi connection lets you set and even schedule the temperature from anywhere using the D-Mobile app via Android and Apple systems. So you can manage the unit when away from home, offering optimal climate control while saving energy.



## WHERE COMFORT LIVES

**R32 REFRIGERANT** – R32 is the next generation in refrigerants that enables increased energy efficiency and has a substantially lower 'Global Warming Potential Factor' than refrigerant R410A, providing less risk of harm to the environment.

**FRESH AIR** – A sophisticated titanium apatite photocatalytic air purification filter traps even microscopic airborne dust particles, absorbs bacteria and viruses, and even breaks down odours.

**3D AIRFLOW** – 3D Airflow combines vertical and horizontal auto-swing to create an even distribution of air throughout the room, even to the far corners.

**PROGRAM DRY FUNCTION** – Besides reducing humidity, this function automatically controls temperature and airflow rate and cleverly switches into cooling mode if the room temperature rises too much.

**INVERTER POWERFUL OPERATION** – Push the POWERFUL button on the remote control and you'll be relieved with a cooling or heating boost for a 20-minute period, even if the unit's already operating at high capacity.



**COMFORT MODE** – When cooling, the advanced louvre design positions itself horizontally to prevent cold airflow from being blown directly onto the body. When heating, the louvre turns vertically downwards to drive warm air to the bottom of the room.


**2-AREA INTELLIGENT EYE\*** – The 2-area intelligent eye sensor controls comfort in two ways. If the room's empty for 20 minutes, it starts saving energy. When someone enters the room, it immediately returns to the original setting. It can also direct airflow to you for powerful heating and cooling or away from you for draft-free comfort.

**DEMAND RESPONSE ENABLED DEVICE (DRED)** – When optionally enabled, DRED allows your electricity provider to control the system at various pre-programmed levels to manage the demand on the power grid during peak demand.

\*2-Area intelligent eye applicable to 20 – 46 class only.

## BASIC SPECIFICATIONS

### REVERSE CYCLE

INDOOR UNIT		FTXM20PVMA	FTXM25PVMA	FTXM35PVMA	FTXM46PVMA	FTXM50PVMA	FTXM60PVMA	FTXM71PVMA	FTXM85PVMA	FTXM95PVMA
OUTDOOR UNIT		RXM20PVMA	RXM25PVMA	RXM35PVMA	RXM46PVMA	RXM50PVMA	RXM60PVMA	RXM71PVMA	RXM85PVMA	RXM95PVMA
Rated Capacity	Cool (kW)	2.0	2.5	3.5	4.6	5.0	6.0	7.1	8.5	9.4
	Heat (kW)	2.7	3.2	3.7	4.7	6.0	7.0	7.5	9.0	10.3
Capacity Range	Cool (kW)	0.9-2.8	0.9-3.4	0.9-4.1	0.9-5.4	1.1-6.1	1.1-6.8	2.0-8.8	2.0-10.5	2.0-11.2
	Heat (kW)	0.9-4.3	0.9-5.0	0.9-5.1	1.0-6.6	1.0-7.7	1.0-8.3	1.9-10.4	1.9-11.6	1.9-12.0
Energy Label/Star Ratings	Cool	5	5	3.5	2.5	4	3	2.5	2	2
	Heat	5	5	5	3.5	4	3.5	3	2.5	2
A.E.E.R./A.C.O.P	Cool/Heat	4.82/4.54	4.85/4.88	4.05/4.54	3.69/3.84	4.22/4.21	3.86/4.06	3.51/3.79	3.31/3.62	3.27/3.28
Dimensions (HxWxD)	Indoor (mm)	295x800x215	295x800x215	295x800x215	295x800x215	340x1050x259	340x1050x259	340x1050x259	340x1200x259	340x1200x259
	Outdoor (mm)	550x765x285	550x765x285	550x765x285	735x825x300	735x825x300	735x825x300	770x900x320	990x940x320	990x940x320
EECA Energy Star Compliant		✓	✓	✓	✓	✓	✓	✓	✓	✓

Full product specifications – page 24

Please refer to notes on page 27

# NEXURA



## BEST OF BOTH WORLDS

Nexura is a floor mounted heat pump engineered in Europe with a modern design that blends in seamlessly with your home's décor. It is quiet, discrete and features state-of-the-art heating technology. Through the unique front radiant heat panel, Nexura is able to deliver that unique feeling of comfort similar to a traditional warm radiator.



## ENGINEERED FOR COMFORT

**RADIANT MODE** – To add more heating comfort on cold days, Nexura's radiant heating feature can be activated with a touch of a button on your remote control. Once enabled the aluminium front panel of the Nexura unit warms up just like a traditional radiator while airflow is reduced. The result is a comfortable feeling of warm air that envelopes you with a more quiet heating experience.

**WHISPER QUIET** – The indoor unit is able to distribute air whisper quiet at 19 dB(A) in radiant heat mode and 23 dB(A) in cooling\*.

**SUPERIOR HEATING** – As stylish as it is, Nexura is also powerful. It is able to reach your desired temperature rapidly by operating the unit in 'powerful' heating mode which circulates warm air throughout your room effectively.

**FRESH AIR** – A sophisticated titanium air purification filter traps even microscopic airborne dust particles, absorbs bacteria and viruses, and even breaks down odours.

NOTE: \*25 Class Model



**24 HOUR ON/OFF TIMER** – The timer can be preset to start and stop at any time within a 24-hour period.


**WEEKLY TIMER** – Schedule 4 settings per day for each day of the week, programming on and off times and desired temperature.

**ECONO MODE** – Econo mode limits the maximum power consumed by the system. Limiting the maximum power consumed by the system will help prevent the tripping of your circuit breaker should you have other household appliances operating simultaneously with your air conditioner.

## BASIC SPECIFICATIONS

INDOOR UNIT		FVXG25K2V1B	FVXG35K2V1B	FVXG50K2V1B
OUTDOOR UNIT		RXG25L2V1B	RXG35L2V1B	RXG50L2V1B
Rated Capacity	Cool (kW)	2.5	3.5	4.8
	Heat (kW)	3.4	4.5	5.8
Capacity Range	Cool (kW)	1.3-3.0	1.4-3.8	1.7-5.6
	Heat (kW)	1.3-4.5	1.4-5.0	1.7-8.1
Energy Label/Star Ratings	Cool	5	2.5	1.5
	Heat	4	2.5	2.5
A.E.E.R/A.C.O.P	Cool/Heat	4.57/4.43	3.69/3.70	3.22/3.57
Dimensions (HxWxD)	Indoor (mm)	600x950x215	600x950x215	600x950x215
	Outdoor (mm)	550x765x285	550x765x285	735x825x300

Full product specifications – page 25  
Please refer to notes on page 27





# FLOOR STANDING L-SERIES



## COMPACT & CONVENIENT

Daikin's floor standing units are compact and ideal for anyone wanting the convenience and easy access. They can even be semi-recessed into the wall or in an unused fireplace.

The units use either top, or top and bottom discharge vents to distribute air evenly through the room.



# D-MOBILE



## WI-FI CONTROL FOR YOUR DAIKIN WALL MOUNTED SPLIT

D-Mobile puts your air conditioners frequently used functions at your finger tip with an easy to use app.

In conjunction with Daikin's BRP072A42 wireless LAN adaptor, the easy to use D-Mobile app lets you use your smartphone or tablet to operate your Daikin wall mounted air conditioning unit via Wi-Fi or the internet.

The D-Mobile app is available for download, free from the Apple App Store or Google Play.

**PROGRAM DRY FUNCTION** – Besides reducing humidity, this function automatically controls temperature and airflow rate and cleverly switches into cooling mode if the room temperature rises too much.

**ECONO MODE** – Econo mode limits the maximum power consumption of the system.

**STANDBY POWER FUNCTION** – When the system is not in use, power supply to the outdoor unit is turned off and the indoor unit switches to standby mode.

**24-HOUR ON/OFF TIMER** – The timer can be preset to start and stop at any time within a 24-hour period.

**WEEKLY TIMER** – Schedule 4 settings per day for each day of the week, programming on and off times and desired temperature.

**CONTROLLER** – The Floor Standing Heat pumps come with a user friendly backlit remote controller that clearly and legibly displays the various functions including room temperature settings. It features a built-in weekly time clock that can be programmed to suit your personal lifestyle with up to four actions per day of the week.

## BASIC SPECIFICATIONS

INDOOR UNIT		FVXS25KV1A	FVXS35LV1A	FVXS50KV1A	FVXS50LVMA	FVXS60LVMA	FVXS71LVMA
OUTDOOR UNIT		RXS25LAVMA	RXS35LAVMA	RXS50KVMA	RXS50LAVMA	RXS60LAVMA	RXS71LAVMA
Rated Capacity	Cool (kW)	2.5	3.5	4.9	5.0	6.0	7.1
	Heat (kW)	3.3	4.4	5.6	5.8	7.0	7.6
Capacity Range	Cool (kW)	1.3-3.0	1.7-3.8	1.4-5.6	1.7-5.6	2.3-6.7	3.0-8.5
	Heat (kW)	1.3-4.5	1.7-5.0	1.4-8.1	1.7-8.1	2.3-9.0	3.0-10.0
Energy Label/ Star Ratings	Cool	3.5	3	1.5	3	2.5	2
	Heat	3.5	3	2.5	2.5	2	2
A.E.E.R/A.C.O.P	Cool/Heat	4.12/4.18	3.77/3.75	3.12/3.51	3.82/3.63	3.51/3.44	3.32/3.45
Dimensions (HxWxD)	Indoor (mm)	600x700x210	600x700x210	600x700x210	770x850x290	770x850x290	770x850x290
	Outdoor (mm)	550x765x285	735x825x300	735x825x300	735x825x300	770x900x320	990 x 940 x 320

Full product specifications – page 26

Please refer to notes on page 27

## FEATURES

FUNCTION	ZENA	P-SERIES	US7
Start/stop operation	✓	✓	✓
Set operation mode: Auto/Cool/Heat/Fan/Dry	✓	✓	✓
Set temperature operation	✓	✓	✓
Set fan speed	✓	✗	✗
Set airflow direction	✓	✗	✗
Show room temperature	✓	✓	✓
Show outdoor temperature	✓	✓	✓
Error notification	✓	✓	✓
Set weekly schedule:			
– Start/stop operation			
– Select operation mode	✓	✓	✓
– Set temperature			
Maximum 4 actions per day			
Child lock	✓	✗	✗
Password setting	✓	✓	✓

To download the D-Mobile app, search 'Daikin Mobile Controller' in the Apple App Store or Google Play. It will appear as D-Mobile app once downloaded.




### THREE WAYS TO CONNECT

- 1. Direct Connection:** For locations without a Wi-Fi network, the app can wirelessly connect directly to the a wireless LAN adaptor equipped air conditioner, when in range.
- 2. Wi-Fi Connection:** A wireless LAN adaptor equipped air conditioner can easily be joined to a local Wi-Fi network. Once connected, the system can be controlled from any networked Android or iOS device.

- 3. Internet Connection:** Monitor and control your system from virtually anywhere, adjusting temperature and setting for a comfortable environment ready for when you arrive home. With no subscription costs from Daikin, all you need is a permanent internet connection for Wi-Fi network, and an internet connection for your phone or tablet.





# MULTI SPLIT SERIES

## MAKE EVERY ROOM A COMFORT ZONE

If you're after multi room air conditioning, Daikin's Super Multi NX is the clever choice. It takes only one Super Multi NX outdoor unit to maintain advanced comfort in up to five rooms.

This not only optimises comfort but saves on running costs by only heating or cooling rooms as required.



## DESIGN FLEXIBILITY & CONTROL

**DESIGN FLEXIBILITY & EASY INSTALLATION** – Daikin's Multi room air conditioners use a single outdoor unit connected to multiple indoor units, thus reducing the necessary outdoor installation space and simplifying the installation.

**INDOOR OPTIONS** – Daikin Super Multi outdoor units can be connected to a smart-looking range of wall mounted, duct connected, floor standing, ceiling suspended and cassette type indoor units to suit different needs and installation requirements of each individual room.

**INDIVIDUAL CONTROL** – The individual indoor units in different rooms can be controlled independently. The priority-room setting function lets you specify a room to receive preference in air conditioning operation.

**CONVENIENT REMOTE CONTROL OPTIONS** – A variety of convenient controller systems permit individual control of settings such as temperature, air-flow volume and operation duration.

**ENERGY EFFICIENCY** – DC inverter control allows the unit to achieve a high COP (coefficient of performance) even when multiple indoor units operate simultaneously for long periods of time.

For more information, please refer to the Super Multi NX brochure.



## SUPER MULTI NX



### OUTDOOR UNIT:

MODEL		MODEL NAME	CAPACITY CLASS
Connectable to up to 3 indoor units	Reverse Cycle	3MXS52LVMA9	5.2kW
		3MXS68LVMA9	6.8kW
Connectable to up to 4 indoor units	Reverse Cycle	4MXS80LVMA9	8.0kW
Connectable to up to 5 indoor units	Reverse Cycle	5MXS100LVMA9	10.0kW

### INDOOR UNIT

MODEL	CAPACITY CLASS	2.0kW	2.5kW	3.5kW	5.0kW	6.0kW	7.1kW
Wall-mounted	Reverse Cycle	FTXS20K	FTXS25K	FTXS35K	FTXS50KA	FTXS60KA	FTXS71KA
Zena Wall-mounted series	Reverse Cycle		CTXG25PVMW	CTXG35PVMW	CTXG50PVMW		
			CTXG25PVMAS	CTXG35PVMAS	CTXG50PVMAS		
Duct-connected – 700mm width	Reverse Cycle		CDXS25EA	CDXS35EA			
Duct-connected – 900/1,100mm width	Reverse Cycle		FDXS25C	FDXS35C	FDXS50C	FDXS60C	
Floor-standing	Reverse Cycle		FVXS25K	FVXS35K	FVXS50K		
Floor/ceiling-suspended dual	Reverse Cycle		FLXS25B	FLXS35G	FLXS50G	FLXS60G	
Compact multi flow ceiling-mounted cassette	Reverse Cycle		FFQ25B	FFQ35B	FFQ50B	FFQ60B	

Please refer to notes on page 27



# VRV IV-S SERIES



## BRINGING INNOVATION TO YOUR HOME

For the ultimate multi room air conditioning system, Daikin's VRV IV-S offers a wide selection of indoor and outdoor units to suit a variety of room sizes and designs for medium to large size homes. Incorporating the latest technology from our VRV range of commercial air conditioners, the VRV IV-S is remarkably energy efficient and quiet in operation. The long piping runs and the compact nature of the outdoor unit enable flexible positioning of the condenser and ensures the external appearance of your home is not compromised.

## WHY CHOOSE A DAIKIN SPECIALIST DEALER?



## TRULY VERSATILE

As many as 14 indoor units can be connected to a single VRV IV-S outdoor unit, making Daikin's VRV IV-S Series a truly versatile system.

For more information, please refer to the VRV IV-S brochure.

## VRV IV-S RANGE

### INDOOR UNIT

MODEL	CAPACITY CLASS	2.0kW	2.5kW	3.5kW	5.0kW	6.0kW	7.1kW
Wall-mounted	Reverse Cycle	FTXS20K	FTXS25K	FTXS35K	FTXS50KA	FTXS60KA	FTXS71KA
Zena Wall-mounted series	Reverse Cycle		CTXG25PVMAS	CTXG35PVMAS	CTXG50PVMAS		
	Reverse Cycle		CTXG25PVMAS	CTXG35PVMAS	CTXG50PVMAS		
Duct-connected - 700mm width	Reverse Cycle		CDXS25EA	CDXS35EA			
Duct-connected - 900/1,100mm width	Reverse Cycle		FDXS25C	FDXS35C	FDXS50C	FDXS60C	
Floor-standing	Reverse Cycle		FVXS25K	FVXS35K	FVXS50K		
Floor/ceiling-suspended dual	Reverse Cycle		FLXS25B	FLXS35G	FLXS50G	FLXS60G	
Ceiling-mounted cassette	Reverse Cycle			FCQ35B	FCQ50B	FCQ60B	FCQ71B
Ceiling-mounted compact cassette	Reverse Cycle		FFQ25B	FFQ35B	FFQ50B	FFQ60B	
Ceiling-mounted built-in	Reverse Cycle					FBQ60B	FBQ71B
Ceiling-suspended	Reverse Cycle			FHQ35B	FHQ50B	FHQ60B	

### OUTDOOR UNIT

MODEL		MODEL NAME	CAPACITY CLASS
Connectable to up to 5 indoor units	Reverse Cycle	RXYMQ3AV4A	9.0kW
Connectable to up to 6 indoor units	Reverse Cycle	RXYMQ4AV4A	11.2kW
Connectable to up to 8 indoor units	Reverse Cycle	RXYMQ5AV4A	14.0kW
Connectable to up to 9 indoor units	Reverse Cycle	RXYMQ6AV4A	16.0kW
Connectable to up to 13 indoor units	Reverse Cycle	RXYMQ8AY1	22.4kW
Connectable to up to 14 indoor units	Reverse Cycle	RXYMQ9AY1	24.0kW

LIKE US, OUR DEALERS ARE  
SPECIALISTS. THEY KNOW THE  
UPS AND DOWNS, INS AND OUTS  
OF AIR CONDITIONING. SO THEIR  
EXPERTISE ENSURES YOU GET  
THE RIGHT ADVICE FOR YOUR  
NEEDS.

## CUSTOMISED SOLUTIONS FOR YOUR HOME

Daikin Specialist Dealers provide custom designed solutions for your home through an in-home quotation. Dealers will not only supply and install the best possible air conditioning solution but will also provide ongoing maintenance to ensure peak efficient performance over the life of the system.

To take the stress out of air-conditioning your home, speak to a Daikin Specialist Dealer. With over 450 Specialist Dealers across Australia and New Zealand, our specialists are ready to help you fit the right air conditioning solution for your home.



# AIR PURIFICATION

## DAIKIN CARES FOR YOUR AIR

### HEAT PUMPS

All Daikin Heat pumps are designed with an air-purifying filter. Many are fitted with a more advanced Titanium Apatite Photocatalytic Air-Purifying filter. These filters not only trap most microscopic airborne particles, but also assist to decompose odours, absorb and deactivate bacteria and viruses. Music to the ears of every sensitive nose.

### DAIKIN AIR PURIFIERS

Daikin air purifiers turn your home into the great indoors with advanced technology and quiet operation. Ideal for family members who suffer from asthma, hay fever or allergies.

They pack a 6-layer powerful decomposition and removal system to help eliminate bacteria, airborne particles, allergens, pollen and unpleasant odours. Approved by The National Asthma Council New Zealand, Daikin Air Purifiers are authorized to display the Sensitive Choice® butterfly symbol.

#### 6-LAYER REMOVAL SYSTEM

1. Prefilter
2. Streamer discharge unit
3. Plasma ionizer
4. Electrostatic dust collection filter
5. Titanium apatite photocatalytic filter
6. Deodorising catalyst filter



## AIR PURIFIER SPECIFICATIONS

MODEL	MC70LPVM				
Power Supply	Single phase, 220 – 240 V, 50Hz				
Colour	White				
Dimensions (H x W x D)	576 x 403 x 241				
Weight	8.5 Kg				
Mode	HH	H	M	L	LL
Running current / Power input (A / W)	0.55 / 65	0.25 / 26	0.15 / 16	0.10 / 10	0.08 / 7
Airflow rate (m3/h)	420	285	210	130	55
Power cord	2m				
Standard accessories	Wireless remote controller, Photocatalytic pleated filters.				

Please refer to notes on page 27



## THE SENSITIVE CHOICE FOR YOUR HOME



We're proud of our innovations. So we're pleased to announce that Daikin is the only Heat pump to receive approval from The National Asthma Council New Zealand. They introduced the Sensitive Choice® program to help identify products better suited for people who suffer from asthma and allergies. Daikin Heat pumps are recognised by the Sensitive Choice® program, and carry the Blue Butterfly symbol.

## DAIKIN'S ENERGY STAR HEAT PUMPS

Only the most energy efficient heat pumps qualify for ENERGY STAR, New Zealand's mark of energy efficiency.

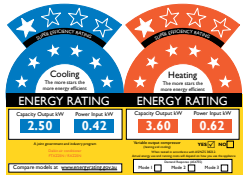
Daikin is a New Zealand ENERGY STAR partner with a range of ENERGY STAR qualified heat pumps.

To qualify for ENERGY STAR, a heat pump must work very efficiently in both heating and cooling modes. ENERGY STAR qualified models must also be proven to work efficiently at 2°C, when they're more prone to icing up and going into defrost mode.

## ENERGY RATING LABELS – THE MORE STARS THE MORE ENERGY EFFICIENT

Heat pumps sold in New Zealand are required to display an energy rating label. The more stars on the label, the more energy efficient the heat pump is.


The full list of qualified products can be found at: [www.energywise.govt.nz/energy-star](http://www.energywise.govt.nz/energy-star)





# US7 (Reverse Cycle)

PRODUCT SPECIFICATION

INDOOR UNIT		FTXZ25NV1B	FTXZ35NV1B	FTXZ50NV1B
OUTDOOR UNIT		RXZ25NV1B	RXZ35NV1B	RXZ50NV1B
Rated Capacity	Cool [kW]	2.5	3.5	5.0
	Heat [kW]	3.6	5.0	6.3
Capacity Range	Cool [kW]	0.6-3.9	0.6-5.3	0.6-5.8
	Heat [kW]	0.6-7.5	0.6-9.0	0.6-9.4
Indoor Airflow Rate [Hi]	Cool [l/s]	177	203	250
	Heat [l/s]	195	221	240
Indoor Fan Speeds		5 steps, quiet and automatic		
Energy Label/Star Ratings	Cool	7	5.5	3.5
	Heat	7	5.5	4.5
Front Panel Colour		White		
Power Supply		1 phase, 220-240V, 50Hz		
Power Input (Rated)	Cool [kW]	0.42	0.68	1.18
	Heat [kW]	0.62	0.99	1.37
E.E.R./C.O.P	Cool/Heat	5.95/5.81	5.15/5.05	4.24/4.60
A.E.E.R./A.C.O.P	Cool/Heat	5.90/5.77	5.12/5.03	4.23/4.59
Dimensions [HxWxD]	Indoor [mm]	295x798x372	295x798x372	295x798x372
	Outdoor [mm]	693x795x300	693x795x300	693x795x300
Weight	Indoor [kg]	15	15	15
	Outdoor [kg]	50	50	50
Compressor Type		Hermetically sealed swing type		
Refrigerant Type		R32		
Max Pipe Length	[m]	10	10	10
Max Level Difference	[m]	8	8	8
Pipe Sizes	Liquid [mm]	6.4	6.4	6.4
	Gas [mm]	9.5	9.5	9.5
Outdoor Operating Range (outdoor temp)	Cool (°CDB)		-10 to 43	
	Heat (°CWB)		-20 to 18	
Indoor Sound Level [H/SL]	Cool [dBA]	38/19	42/19	47/23
	Heat [dBA]	39/19	42/19	44/24
Outdoor Sound Level [H]	Cool [dBA]	46	48	49
	Heat [dBA]	46	48	50
Outdoor EPA Sound Power Level [H]	Cool [dBA]	59	61	63
	Heat [dBA]	59	61	64
EECA Energy Star Compliant		✓	✓	✓

Please refer to notes on page 27



# ZENA (Reverse Cycle)

PRODUCT SPECIFICATION

INDOOR UNIT		FTXJ25PVMAW	FTXJ35PVMAW	FTXJ50PVMAW	FTXJ25PVMAS	FTXJ35PVMAS	FTXJ50PVMAS
OUTDOOR UNIT		RXJ25PVMA	RXJ35PVMA	RXJ50PVMA	RXJ25PVMAS	RXJ35PVMAS	RXJ50PVMA
Rated Capacity	Cool [kW]	2.5	3.5	5.0	2.5	3.5	5.0
	Heat [kW]	3.2	4.0	5.8	3.2	4.0	5.8
Capacity Range	Cool [kW]	0.9-3.3	0.9-4.1	1.4-5.5	0.9-3.3	0.9-4.1	1.4-5.5
	Heat [kW]	0.9-4.7	0.9-5.1	1.1-7.0	0.9-4.7	0.9-5.1	1.1-7.0
Indoor Airflow Rate [Hi]	Cool [l/s]	138	177	180	138	177	180
	Heat [l/s]	173	198	207	173	198	207
Indoor Fan Speeds		5 steps, quiet and automatic			5 steps, quiet and automatic		
Energy Label/Star Ratings	Cool	4.5	3	2	4.5	3	2
	Heat	4.5	3.5	2.5	4.5	3.5	2.5
Front Panel Colour		White			Silver		
Power Supply		1 phase, 220-240, 50Hz					
Power Input (Rated)	Cool [kW]	0.54	0.92	1.47	0.54	0.92	1.47
	Heat [kW]	0.7	0.99	1.59	0.7	0.99	1.59
E.E.R./C.O.P	Cool/Heat	4.63/4.57	3.80/4.04	3.40/3.65	4.63/4.57	3.80/4.04	3.40/3.65
A.E.E.R./A.C.O.P	Cool/Heat	4.56/4.52	3.77/4.01	3.38/3.63	4.56/4.52	3.77/4.01	3.38/3.63
Dimensions [HxWxD]	Indoor [mm]	303x998x212	303x998x212	303x998x212	303x998x212	303x998x212	303x998x212
	Outdoor [mm]	550x765x285	550x765x285	735x825x300	550x765x285	550x765x285	735x825x300
Weight	Indoor [kg]	12	12	12	12	12	12
	Outdoor [kg]	34	34	47	34	34	47
Compressor Type		Hermetically Sealed Swing Type			Hermetically Sealed Swing Type		
Refrigerant Type		R32			R32		
Max Pipe Length	[m]	20	20	30	20	20	30
Max Level Difference	[m]	15	15	20	15	15	20
Pipe Sizes	Liquid [mm]	6.4	6.4	6.4	6.4	6.4	6.4
	Gas [mm]	9.5	9.5	12.7	9.5	9.5	12.7
Outdoor Operating Range (outdoor temp)	Cool (°CDB)		-10 to 46			-10 to 46	
	Heat (°CWB)		-15 to 18			-15 to 18	
Indoor Sound Level [H/SL]	Cool [dBA]	38/19	45/20	46/32	38/19	45/20	46/32
	Heat [dBA]	41/19	45/20	47/32	41/19	45/20	47/32
Outdoor Sound Level [H/SL]	Cool [dBA]	46/43	48/45	48/45	46/43	48/45	48/45
	Heat [dBA]	47/44	48/45	48/45	47/44	48/45	48/45
Outdoor EPA Sound Power Level [H]	Cool [dBA]	58	60	60	58	60	60
	Heat [dBA]	59	60	60	59	60	60

White Indoor Units


Silver Indoor Units

Please refer to notes on page 27





P-SERIES (Reverse Cycle)  
PRODUCT SPECIFICATION

INDOOR UNIT		FTXM20PVMA	FTXM25PVMA	FTXM35PVMA	FTXM46PVMA	FTXM50PVMA	FTXM60PVMA	FTXM71PVMA	FTXM85PVMA	FTXM95PVMA
OUTDOOR UNIT		RXM20PVMA	RXM25PVMA	RXM35PVMA	RXM46PVMA	RXM50PVMA	RXM60PVMA	RXM71PVMA	RXM85PVMA	RXM95PVMA
Rated Capacity	Cool [kW]	2.0	2.5	3.5	4.6	5.0	6.0	7.1	8.5	9.4
	Heat [kW]	2.7	3.2	3.7	4.7	6.0	7.0	7.5	9.0	10.3
Capacity Range	Cool [kW]	0.9-2.8	0.9-3.4	0.9-4.1	0.9-5.4	1.1-6.1	1.1-6.8	2.0-8.8	2.0-10.5	2.0-11.2
	Heat [kW]	0.9-4.3	0.9-5.0	0.9-5.1	1.0-6.6	1.0-7.7	1.0-8.3	1.9-10.4	1.9-11.6	1.9-12.0
Indoor Airflow Rate [Hi]	Cool [l/s]	165	155	163	175	278	302	358	358	372
	Heat [l/s]	165	163	182	177	287	313	335	422	413
Indoor Fan Speeds		5 steps, quiet and automatic								
Energy Label/Star Ratings	Cool	5	5	3.5	2.5	4	3	2.5	2	2
	Heat	5	5	5	3.5	4	3.5	3	2.5	2
Front Panel Colour		White								
Power Supply		1 phase, 220-240V, 50Hz								
Power Input (Rated)	Cool [kW]	0.41	0.51	0.86	1.24	1.18	1.55	1.94	2.49	2.79
	Heat [kW]	0.59	0.65	0.81	1.22	1.42	1.72	1.91	2.42	3.07
E.E.R/C.O.P	Cool/Heat	4.88/4.58	4.9/4.92	4.07/4.57	3.71/3.85	4.24/4.23	3.87/4.07	3.66/3.93	3.41/3.72	3.37/3.36
A.E.E.R/A.C.O.P	Cool/Heat	4.82/4.54	4.85/4.88	4.05/4.54	3.69/3.84	4.22/4.21	3.86/4.06	3.51/3.79	3.31/3.62	3.27/3.28
Dimensions [HxWxD]	Indoor [mm]	295x800x215	295x800x215	295x800x215	295x800x215	340x1050x259	340x1050x259	340x1050x259	340x1200x259	340x1200x259
	Outdoor [mm]	550x765x285	550x765x285	550x765x285	735x825x300	735x825x300	735x825x300	770x900x320	990x940x320	990x940x320
Weight	Indoor [kg]	9	10	10	10	15	15	15	17	18
	Outdoor [kg]	32	34	34	47	47	47	69	80	82
Compressor Type		Hermetically Sealed Swing Type								
Refrigerant Type		R32								
Max Pipe Length	[m]	20	20	20	30	30	30	30	30	30
Max Level Difference	[m]	15	15	15	20	20	20	20	20	20
Pipe Sizes	Liquid [mm]	6.4	6.4	6.4	6.4	6.4	6.4	6.4	6.4	6.4
	Gas [mm]	9.5	9.5	9.5	12.7	12.7	12.7	15.9	15.9	15.9
Outdoor Operating Range [outdoor temp]	Cool [°CDB]	-10 to 46								
	Heat [°CWB]	-15 to 18								
Indoor Sound Level [H/SL]	Cool [dBA]	38/20	40/20	42/20	44/32	45/32	48/33	52/34	51/37	53/38
	Heat [dBA]	39/25	40/25	42/26	43/30	45/30	48/30	50/30	51/35	52/35
Outdoor Sound Level [H/SL]	Cool [dBA]	46/43	47/43	49/44	47/44	47/44	49/46	53/49	54/51	54/51
	Heat [dBA]	47/44	48/44	49/45	48/45	48/45	52/46	54/49	56/51	55/51
Outdoor EPA Sound Power Level [H]	Cool [dBA]	58	59	61	59	59	61	65	66	66
	Heat [dBA]	59	60	61	60	60	64	66	68	67
EECA Energy Star Compliant		✓	✓	✓	✓	✓	✓	✓	✓	✓

Please refer to notes on page 27



NEXURA (Reverse Cycle)  
PRODUCT SPECIFICATION

INDOOR UNIT		FVXG25K2V1B	FVXG35K2V1B	FVXG50K2V1B
OUTDOOR UNIT		RXG25L2V1B	RXG35L2V1B	RXG50L2V1B
Rated Capacity	Cool [kW]	2.5	3.5	4.8
	Heat [kW]	3.4	4.5	5.8
Capacity Range	Cool [kW]	1.3-3.0	1.4-3.8	1.7-5.6
	Heat [kW]	1.3-4.5	1.4-5.0	1.7-8.1
Indoor Airflow Rate [Hi]	Cool [l/s]	148	151	176
	Heat [l/s]	165	170	203
Indoor Fan Speeds		5 steps, quiet and automatic		
Energy Label/Star Ratings	Cool	5	2.5	1.5
	Heat	4	2.5	2.5
Front Panel Colour		White		
Power Supply		1 phase, 220-240, 50Hz		
Power Input (Rated)	Cool [kW]	0.54	0.94	1.43
	Heat [kW]	0.76	1.21	1.57
E.E.R/C.O.P	Cool/Heat	4.63/4.47	3.72/3.72	3.36/3.69
A.E.E.R/A.C.O.P	Cool/Heat	4.57/4.43	3.69/3.70	3.22/3.57
Dimensions [HxWxD]	Indoor [mm]	600x950x215	600x950x215	600x950x215
	Outdoor [mm]	550x765x285	550x765x285	735x825x300
Weight	Indoor [kg]	22	22	22
	Outdoor [kg]	35	35	48
Compressor Type		Hermetically sealed swing type		
Refrigerant Type		R410A		
Max Pipe Length	[m]	20	20	30
Max Level Difference	[m]	15	15	20
Pipe Sizes	Liquid [mm]	6.4	6.4	6.4
	Gas [mm]	9.5	9.5	12.7
Outdoor Operating Range [outdoor temp]	Cool [°CDB]	10 to 46		
	Heat [°CWB]	-15 to 18		
Indoor Sound Level [H/SL]	Cool [dBA]	38/23	39/24	44/32
	Heat [dBA]	39/22	40/23	46/30
Outdoor Sound Level [H]	Cool [dBA]	46/43	48/44	48/44
	Heat [dBA]	47/44	48/45	48/45
Outdoor EPA Sound Power Level [H]	Cool [dBA]	63	63	63
	Heat [dBA]	63	63	63

Please refer to notes on page 27

# FLOOR STANDING L-SERIES [Reverse Cycle]

## PRODUCT SPECIFICATION

INDOOR UNIT		FVXS25KV1A	FVXS35LV1A	FVXS50KV1A	FVXS50LVMA	FVXS60LVMA	FVXS71LVMA
OUTDOOR UNIT		RXS25LAVMA	RXS35LAVMA	RXS50KVMA	RXS50LAVMA	RXS60LAVMA	RXS71LAVMA
Rated Capacity	Cool [kW]	2.5	3.5	4.9	5.0	6.0	7.1
	Heat [kW]	3.3	4.4	5.6	5.8	7.0	7.6
Capacity Range	Cool [kW]	1.3-3.0	1.7-3.8	1.4-5.6	1.7-5.6	2.3-6.7	3.0-8.5
	Heat [kW]	1.3-4.5	1.7-5.0	1.4-8.1	1.7-8.1	2.3-9.0	3.0-10.0
Indoor Airflow Rate [H]	Cool [l/s]	137	147	178	260	292	273
	Heat [l/s]	147	157	197	285	285	317
Indoor Fan Speeds		5 steps, quiet and automatic					
Energy Label/ Star Ratings	Cool	3.5	3	1.5	3	2.5	2
	Heat	3.5	3	2.5	2.5	2	2
Front Panel Colour		White					
Power Supply		1 phase, 220-240V, 50Hz					
Power Input [Rated]	Cool [kW]	0.59	0.92	1.57	1.30	1.70	2.13
	Heat [kW]	0.79	1.17	1.61	1.59	2.03	2.21
E.E.R./C.O.P	Cool/Heat	4.17/4.22	3.80/3.78	3.13/3.53	3.85/3.65	3.53/3.45	3.33/3.46
A.E.E.R./A.C.O.P	Cool/Heat	4.12/4.18	3.77/3.75	3.12/ 3.51	3.82/3.63	3.51/3.44	3.32/3.45
Dimensions [HxWxD]	Indoor [mm]	600x700x210	600x700x210	600x700x210	770x850x290	770x850x290	770x850x290
	Outdoor [mm]	550x765x285	735x825x300	735x825x300	735x825x300	770x900x320	990x940x320
Weight	Indoor [kg]	14	14	14	25	25	25
	Outdoor [kg]	34	46	48	46	71	80
Compressor Type		Hermetically sealed swing type					
Refrigerant Type		R410A					
Max Pipe Length	[m]	20	30	30	30	30	30
Max Level Difference	[m]	15	20	20	20	20	20
Refrigerant Pipe Size	Liquid [mm]	6.4	6.4	6.4	6.4	6.4	9.5
	Gas [mm]	9.5	12.7	12.7	12.7	12.7	15.9
Outdoor Operating Range [outdoor temp]	Cool [°CDB]	10 to 46					
	Heat [°CWB]	-15 to 18					
Indoor Sound Level [H/SL]	Cool [dBA]	38/23	39/24	44/32	45/32	47/33	46/33
	Heat [dBA]	38/23	39/24	45/32	45/32	45/33	47/34
Outdoor Sound Level [H/L]	Cool [dBA]	46/43	47/44	47/44	47/44	49/46	52/49
	Heat [dBA]	47/44	48/45	48/45	48/45	49/46	54/50
Outdoor EPA Sound Power Level [H]	Cool [dBA]	60	61	61	61	63	66
	Heat [dBA]	61	62	62	62	63	66

Please refer to notes on page 27

# FEATURES CHECKLIST

	FLOOR STANDING UNIT		WALL MOUNTED UNIT		
	NEXURA	FLOOR STANDING UNITS	US7	ZENA	P-SERIES
Reverse Cycle [Heating & Cooling]	FVXG25K2V1B FVXG35K2V1B FVXG50K2V1B	FVXS25KV1A FVXS35LV1A FVXS50KV1A FVXS50LVMA FVXS60LVMA FVXS71LVMA	FTXZ25NV1B FTXZ35NV1B FTXZ50NV1B	FTXJ25PVMAW FTXJ35PVMAW FTXJ50PVMAW FTXJ25PVMA5 FTXJ35PVMA5 FTXJ50PVMA5	FTXM20PVMA FTXM25PVMA FTXM35PVMA FTXM46PVMA FTXM50PVMA FTXM60PVMA FTXM71PVMA FTXM85PVMA FTXM95PVMA
DC Inverter	✓	✓	✓	✓	✓
PAM Control	✓	✓	✓	✓	✓
Standby Power Function	✓	✓	✓	✓	✓
Power-Airflow Dual Flaps	✓	✓	✓	✓	✓
Wider Angle Louvres	✓	✓	✓	✓	✓
Vertical Auto-Swing (up and down)	✓	✓	✓	✓	✓
Horizontal Auto-Swing (up and down)			✓	✓	✓
3-D Airflow			✓	✓	✓
Circulation Airflow			✓		
Breeze Airflow			✓		
Comfortable Airflow			✓	✓	✓
Indoor Unit Quiet Operation	✓	✓	✓	✓	✓
Outdoor Unit Quiet Operation	✓	✓	✓	✓	✓
Intelligent Eye					✓ <sup>1</sup>
2-Area Intelligent Eye			✓	✓	✓ <sup>2</sup>
Automatic Operation	✓	✓	✓	✓	✓
Program Dry Function	✓	✓		✓	✓
Auto Fan Speed	✓	✓	✓	✓	✓
Hot Start	✓	✓	✓	✓	✓
Titanium Apatite Photocatalytic	✓	✓		✓	✓
Air-Purifying Filter	✓	✓	✓	✓	✓
Air-Purifying Filter	✓	✓		✓	✓
Wipe Clean	✓	✓	✓		✓
Econo Mode	✓	✓	✓	✓	✓
Radiant Mode	✓				
Powerful Operation	✓	✓	✓	✓	✓
LCD Wireless Remote Control	✓	✓	✓	✓	✓
Indoor Unit On/Off Timer	✓	✓	✓	✓	✓
24-Hour On/Off Switch	✓	✓	✓	✓	✓
Countdown Off Timer			✓		
Quick Heating Timer			✓		
Weekly Timer	✓	✓		✓	✓
Nightset Mode	✓	✓	✓	✓	✓
Auto-Restart after Power Failure	✓	✓	✓	✓	✓
Self Diagnosis with Digital Display	✓	✓	✓	✓	✓
Anticorrosion Treatment of Outdoor		✓	✓	✓	✓
Heat Exchanger Fun	✓		✓	✓	✓
Demand Enabled Response [DRED]				✓	✓
Wireless LAN Connection			✓ <sup>3</sup>	✓	✓ <sup>3</sup>
Multi Colour Monitor Lamp				✓	

- 1 Only available for 5.0-9.5 kW Class

2 Only available for 2.0-4.6 kW Class

3 Optional Accessory
4. Inverter air conditioners do not have a current surge during start up. The compressor start current of an inverter air conditioner is typically lower than specified running current.

5. The specifications, designs and information in this brochure are subject to change without notice. Unit colours shown are as close as possible to actual unit colours. Colours depicted in this brochure may vary slightly.
- NOTES:**

1. The Rated Capacity, Power Input and Running Current are determined under conditions T1 (cooling) or H1 (heating) of AS/NZS 3823.1.1.

2. The cooling (or heating) output capacity will be reduced below the rated value as the outdoor temperature approaches the maximum (or minimum) outdoor temperature operating range limit.

3. Indoor unit sound levels are determined in an anechoic chamber at a distance of 1 metre from the front of the unit. They are normally higher during actual operation due to ambient conditions.





#### ASSUMPTIONS

All representations made in Daikin marketing and promotional material are based on the assumptions that the correct equipment has been selected, appropriately sized and installed in accordance with Daikin's installation instructions and standard industry practises.

#### QUALITY CERTIFICATIONS

Daikin Industries Limited was the first air conditioning equipment manufacturer in Japan to receive ISO 9001 certification. All Daikin manufacturing facilities have been certified to ISO 9001 Quality Management System requirements. ISO 9001 is a certificate for quality assurance concerning 'design, development, manufacturing, installation and related service' of products manufactured at that factory.

**Daikin Australia Pty Limited (ISO 9001)**  
QEC 23256 May 12, 2006  
Sydney, Brisbane, Adelaide, Melbourne,  
Newcastle, Townsville, Perth, Auckland



**Daikin Australia Pty Limited (ISO 14001)**  
CEM 20437 October 27, 2006  
Sydney, Brisbane, Adelaide, Melbourne,  
Perth



#### ENVIRONMENTAL CERTIFICATIONS

Daikin Industries Limited has received ISO 14001 Environmental Certification for the Daikin production facilities listed below. ISO 14001 is an international standard specifying requirement for an environmental management system, enabling an organisation to formulate policy and objectives, taking into account legislative requirements and information about significant environmental impacts. It applies to those environmental aspects within the organisation's control and over which it can be expected to have an influence.

The certification relates only to the environmental management system and does not constitute any endorsement of the products shipped from the facility by the International Organisation for Standardisation.

Head Office / Tokyo Office  
Shiga Plant (Japan)  
Sakai Plant (Japan)  
Daikin Industries Ltd (Thailand)  
Yodogawa Plant (Japan)  
Daikin Australia Pty. Ltd.

Certificate number: EC02J0355  
Certificate number: EC99J2044  
Certificate number: JQA-E-80009  
Certificate number: JQA-E-90108  
Certificate number: EC99J2057  
Certificate number: CEM20437

**Residential Air Conditioning  
Manufacturing Div (ISO 9001)**  
JQA-0486 May 2, 1994 (Shiga Plant)

**Commercial Air Conditioning  
and Refrigeration Manufacturing Div (ISO 9001)**  
JMI0107 December 28, 1992  
(Kanaoka Factory and Rinkai  
Factory at Sakai Plant)

**Industrial System and Chiller Products  
Manufacturing Div (ISO 9001)**  
JQA-0495 May 16, 1994 (Yodogawa Plant and  
Kanaoka Factory and Kishiwada Factory)

**Daikin Europe N.V (ISO 9001)**  
Lloyd 928589.1 June 2, 1993

**Daikin Industries (Thailand) Ltd**  
JQA-1452 September 13, 2002 (ISO 9001)



[www.daikin.co.nz](http://www.daikin.co.nz)

DEALER